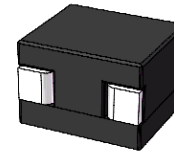


FEATURES

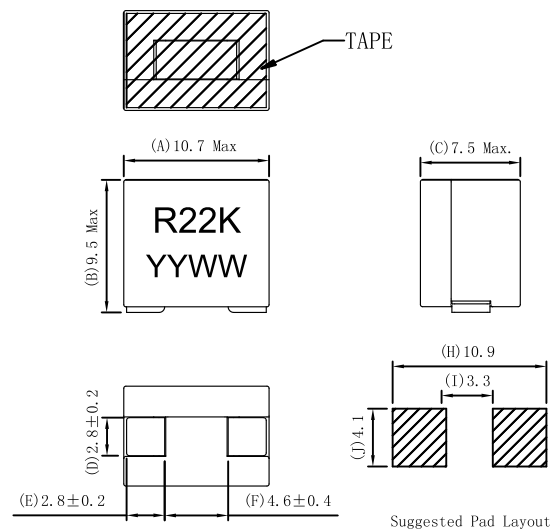
- RoHS compliant
- Super low resistance
- Designed for high current power supply applications
- Ferrite core material magnetic shield construction provide good EMI
- Tape & reel packing
- Solder profile acc.J-STD-020D



APPLICATIONS

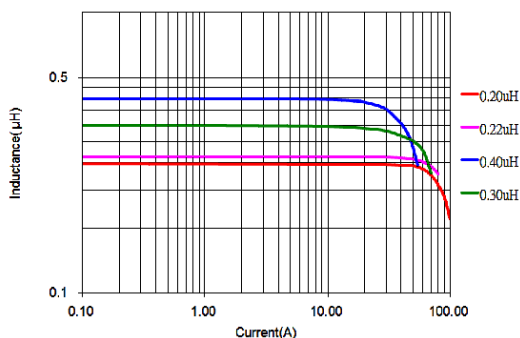
- High current DC-DC converters
- Telecom soft switches, Base stations
- Battery powered devices
- VRM, multi-phase buck regulators
- PDA, Notebook computers, PC Workstations, Routers, Servers

Part number	Inductance (μH)	Tolerance (±%)	DCR (mΩ)	Isat (A)	Irms (A)
MHB1110SGR15K	0.15	10	0.23±5%	90	45
MHB1110SGR20K	0.20	10	0.23±5%	70	45
MHB1110SGR22K	0.22	10	0.23±5%	64	45
MHB1110SGR25K	0.25	10	0.23±5%	56	45
MHB1110SGR27K	0.27	10	0.23±5%	55	45
MHB1110SGR30K	0.30	10	0.23±5%	47	45
MHB1110SGR32K	0.32	10	0.23±5%	42	45
MHB1110SGR40K	0.40	10	0.23±5%	36	45

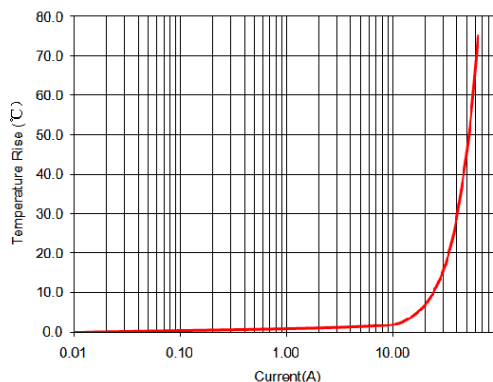


Dimensions are in mm

Typical L vs Current



Temperature Rise vs Current



ABSOLUTE MAXIMUM RATINGS

Operating temperature rang (including self-temperature rise)	-40°C to +125°C
Storage temperature rang	-40°C to +125°C

SOLDERING INFORMATION

Peak reflow temperature	250°C
Pin finish	Matte tin
Moisture sensitivity level	1

PACKAGING INFORMATION

Tape&Reel	350 pcs per reel
Weigh	3.3 g/pcs

Notes

1. Electrical specification at 25°C.
2. Inductance tested at 100 kHz, 1.0Vrms.
3. Isat is the DC current at which inductance drop (20% Typ) from its value without current.
4. Iirms is the current that caused a approx 40°C temperature rise from 25°C ambient.